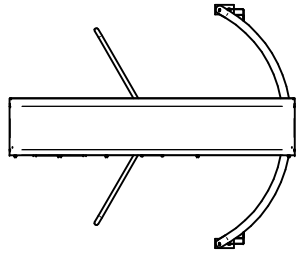
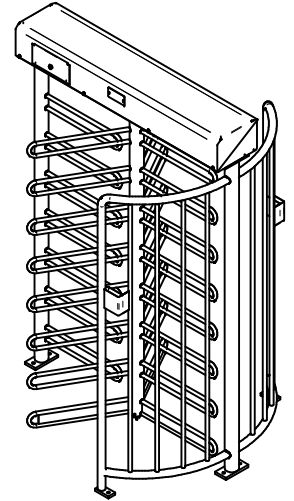
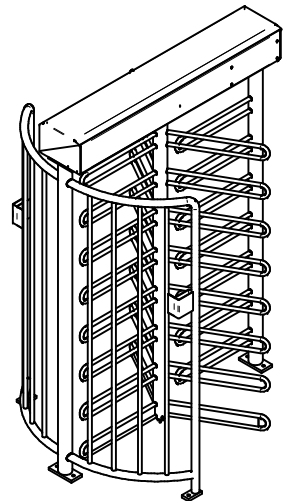
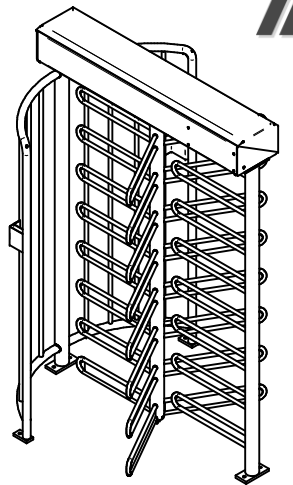
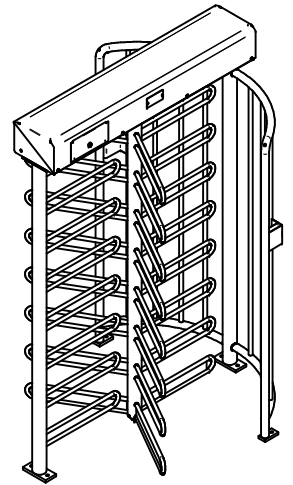
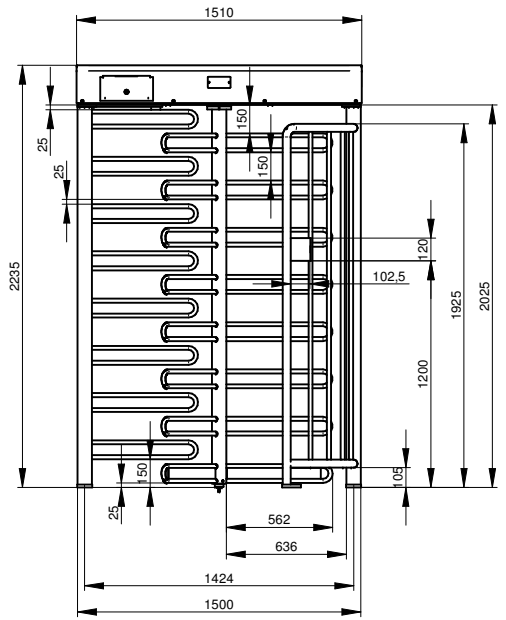
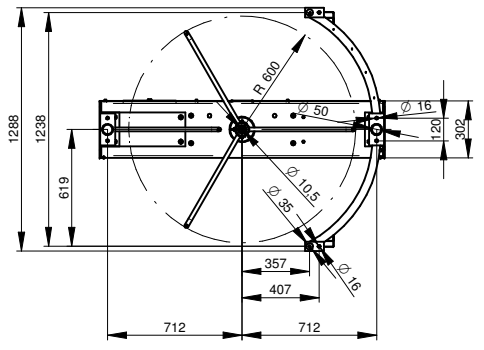


60 Freiraum / clearance



Diese Zeichnung ist nach dem beschriebenen Gegenstand zu verstehen. Änderungen sind nur durch eine genehmigte Änderungsbefugnis vorzunehmen. Diese Zeichnung ist als Entwurf zu verstehen. Die Ausführung ist dem Hersteller überlassen. This drawing is prepared according to the existing conditions. Changes are only permitted by a duly authorized person. This drawing is to be understood as a design drawing. The execution is left to the manufacturer. Nota: questo disegno è da intendersi come progetto. Le modifiche sono ammesse solo attraverso una autorizzazione scritta. Questo disegno è da intendersi come progetto. L'esecuzione è lasciata al costruttore.

08				Halbz. Semi-Fin.Pr															
07				Maße Dimension															
06				Norm Standard															
05				Werkstoff Material															
04				Telle-Nr Part-No															
03	7E09623	21.12.09	KF	Gewicht Weight															
02	1 7E08537	21.01.09	KF	Passung Fit															
01	4 7E08537	02.09.08	KF	Abmaß tolerance															
And.	Rev.	Dat.	Name	Festigkeit / Strength															
D4	bearb. Edited	16.04.04	KF	Toleranz / Tolerance															
gepr. " Prov. "																			
freig. " Rel. "																			

Maßbild MPT3 3x120°  
dimensional drawing

5517,5037 MPT3

Projekt-Nr / Project No 7E04504  
Maßstab / Scale 1:20  
DIN A2

Magnetic Autocontrol GmbH  
Griesmatt 20  
D-79650 Schopfheim